


English Practice Book

(Class-I)



Publication Division
D.A.V. College Managing Committee
Chitra Gupta Road, New Delhi-110055



CONTENTS


S No.	Page No.
Revision	1-8
1. Neha in a Jeep	9
2. The Big Bell	12
3. The Hot Spoon	15
4. A Shop in the Ship	18
5. Chintu and the Chicks	21
6. The Thief and the Thorn	24
7. The Puss in the Class	28
8. Vicky and Nicky	31
9. The King's Ring	34
10. Let us learn about 'I'	36
11. Anil and Geeta	39
12. Out of the Cage	43
13. Clever Chicks	46
14. Tommy- the pet	49
15. A Picnic	54
16. Raju's Bunny	57
17. What is what?	62
18. Kitty's Birthday	66
19. The Ants	68
20. The Greedy Monkey	72
21. Let's compose	76
22. Leave a note	77
23. Picture Talk	78
24. Picture Story	79



C.V.
13/4

Revision


I. Write the names of the pictures.



.....
Hat




.....
Mug




.....
Top



.....
Pen



.....
Hen




.....
Pig




.....
Tin



.....
Pup



.....
Bat



.....
Tub

10

.....
Ten



.....
Bed

~~Dr. 13/4~~

C. U

Revision

II. Change the middle letter to make a new word.



...cup... → cap...



...net... → nut...



...cot... → cat...



...tap... → top...



...hat... → hut...



...cab... → cub...



2

C. U


Revision

III. Put the words in the correct vowel box.

bag bun pin
 car sun van
 mug pen bin
 tub lip bus
 top log cat tag ten
 pig cot fox hen get cob
 net sit



a	e	i	o	u
bag	pen	bug	top	mug
car	hen	lip	log	tub
cot	net	bin	cat	bus
cot	ten	fox	box	sun
log	get	sit	cat	use



3

C.W
21.4.18

Revision

IV. See the picture and encircle the right word. The first one is done for you.



The cup is in / on the box.



The man is in / under the tree.



The dog is on / in the cot.



The man is under / in the car.




The cat is on / under the chair.

4

C.W
21.4.18

Revision



The ball is under / on the mat.



The jug is in / on the table.



The cap is on / in the bag.



The cat is under / in the tub.



The rat is on / under the table.

5

C.W.
21-4-18

Revision

V. Look at the pictures carefully and put a tick (✓) in front of the right sentence.

1. The cup is under the table.



2. The rat is under the mat.



3. The ball is on the chair.



4. The bird is in the nest.



5. The fish is in the water.



6. The boy is on the tree.



7. The water is on the jug.



8. The vase is on the box.



6

C.W.
39.16-18

Revision

VI. Fill in the blanks with 'This' or 'That'.



That is a tree.



This is a table.



This is a jug.



That is a chair.



This is a pen.



That is a bird.

7

C.W
30.10.15

Revision

VII. Now see the picture and frame a sentence using 'This' or 'That'.



This is a hut.



That is a kite.



That is a hill.



This is a cat.



That is a cloud.



This is a jeep.

C.W
6/11/15

Support worksheets for pages 6-9

Neha in a Jeep

I. See each picture and select a word from the help box that names the picture.

Help box

- seed bee teeth peel sleep
- tree jeep green weep wheel heel



Wheel.....



Peel.....



Jeep.....



Green.....



Weep.....




Bee.....



Teeth.....



Sleep.....



Tree.....




Seed.....



Heel.....

II. Complete the sentences by selecting 'ee' sound words from the word tree.




1. The Tree is green.
2. The car has four wheels.
3. The bee gives us honey.
4. The mango has a big seed.
5. I bite with my teeth.



III. Write the rhyming words for the following:

1. meet Feet ✓
2. peel Heel ✓
3. deep Sleep ✓
4. seed Feed ✓



IV. Name the picture and make a sentence with the same word.



weep - Neeta weeps for toy.



jeep - The jeep has four wheels.



green - The grass is green.

C.V.V
G.F.B

Support worksheets for pages 10-13

The Big Bell

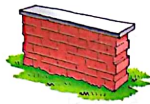
I. See each picture and select a word from the help box that names the picture.



...Ball.....



...Bell.....



...Wall.....



...Doll.....

Help box

yell	fell
bell	well
wall	tall
hill	ball
mill	doll



...Fell.....



...Mill.....



...Tall.....



...Yell.....



...Well.....



...Hill.....

C.V.V
G.F.B

II. Find out at least five 'll' sound words that are hidden in this word maze. The first one is done for you.

A	P	E	L	D	H	T
F	U	L	L	O	A	A
C	L	G	J	L	D	L
M	L	H	I	L	L	L

Now fill in the blanks with the above encircled words.

1. The well is full of water.
2. The doll is on the bed.
3. Milli is a tall girl.
4. The house is on the hill.
5. The boys pull the rope.



M.W

III. Jill wants to colour the flowers with 'll' sound words written on them. Help her to colour. The first is done for you.

A grid of ten flowers with words in their centers. The first flower is pink and labeled 'doll'. The second is white and labeled 'seen'. The third is red and labeled 'smell'. The fourth is white and labeled 'feet'. The fifth is blue and labeled 'mill'. The sixth is green and labeled 'hall'. The seventh is orange and labeled 'sell'. The eighth is white and labeled 'heel'. The ninth is pink and labeled 'bull'. A girl is painting the first flower.

C.W
B.P
18

Support worksheets for pages 14-17

The Hot Spoon

I. See each picture and select a word from the help box that names the picture.


A matching exercise with a 'Help box' containing words: broom, moon, room, stool, pool, food, school, roof, spoon, zoo.

- Moon (with a picture of a moon)
- Spoon (with a picture of a spoon)
- Pool (with a picture of a swimming pool)
- Stool (with a picture of a stool)
- Food (with a picture of a plate of food)
- Broom (with a picture of a broom)
- Room (with a picture of a room)
- School (with a picture of a school building)
- Roof (with a picture of a house roof)
- Zoo (with a picture of a zoo)

II. Rewrite the jumbled letters and name the picture.



o zo zoo ✓




polo pool ✓



orfo roof ✓



cholos school ✓



mrobo Broom ✓

C.W
20/9/18

III. Make a sound chain by adding rhyming words.




IV. Make the sentences with following words:



food - The food is on the table. ✓



room - The room is ~~in~~ dark. ✓



floor - Keep the floor clean. ✓

1/11/2019

Support worksheets for pages 18-21

A Shop in the Ship

I. See each picture and select a word from the help box that names the picture.



Brush



Sheep



Ship



Bush

- Help box**
- dish
 - shop
 - wash
 - brush
 - bush
 - shell
 - sheep
 - ship
 - shirt
 - fish



Wash



Dish



Shell



Shirt



Shop



Fish

II. Shiva's mother buy some articles from the market. Encircle 'sh' sound articles given on the bag. The first one is done for you.

shawl, ball, pen, vase
 bat, sharpner, doll, mat
 book, sheets, sweets, fish
 shoes, broom, buns
 shorts, wash, toys

III. See the picture and complete the word. Also frame a sentence using the given word.



brush -

I brush my teeth daily.



bush -

Rabbit lives in the bush.



shop -

There is a sweet shop.

IV. Rewrite the sentences by putting full stop (.) and capital letter. ✖

1. shelly has red shoes

Shelly has red shoes.



2. the shop is in the ship

The shop is in the ship.

3. shiva touches the fish

Shiva touches the fish.



4. a fish is in a dish

A fish is in a dish.

5. i brush my teeth

I brush my teeth.



6. shelly washes the shells

Shelly washes the shells.


Chintu and the Chicks

I. See each picture and select a word from the help box that names the picture.



Help box

chain	cheese
chalk	chest
child	cherry
bench	lunch
chick	chair



II. Make a sound chain by writing two rhyming words for each word. You can take the help from the help box.

Help box

preach catch reach patch
rich pitch lunch crunch



Ditch



Teach



Munch



Batch

22

III. Rearrange the jumbled words to make correct sentences :

1. rich / is / Chirag / a / boy

.....

2. The / happy / is / child

.....

3. A / hen / chicks / has / five

.....

4. The / on / sits / boy / chair / the



.....

5. Chavi / chain / a / has

.....

6. chalk / is / This / a

.....



23

The Thief and the Thorn

I. See each picture and select a word from the help box that names the picture.



Help box

thumb	bath
three	thread
cloth	path
thin	thief
thorn	thirteen



II. See the picture and select one sentence out of three that matches the picture.



Nitin is a thin boy.
 a short boy.
 a fat boy.

The stick has three thorns.
 has five thorns.
 has thirty thorns.



The crow is hungry.
 is thirsty.
 is flying.

III. Unscramble the jumbled words. The first one is done for you.

1. ithfethief.....
2. hotrn
3. inth
4. cthki
5. htiryts
6. utmh b



IV. Look at the pictures and make sentences :

3




V. Fill in the blanks with 'th' sound words given in the help box.

Help box
 thorns thin thermos thick
 bath throw thirsty thirty



1. The rose plant has many
2. The is on the table.
3. The stick is.....
4. I take adaily.
5. I drink water when I am
6. My mother is years old.
7. I papers in the dustbin.
8. My sister is tall and



The Puss in the Class

I. See each picture and select a word from the help box that names the picture.



Help box

kiss	mess
dress	chess
brass	class
ass	grass



II. Encircle the rhyming words from each line. The first one is done for you.


- | | | |
|---------|---------|---------|
| • glass | • class | • bless |
| • loss | • mass | • toss |
| • less | • chess | • cross |
| • pass | • grass | • puss |
| • hiss | • miss | • fuss |






III. Fill in the blanks with the given words.

class glass grass
dress chess

- The children are in the
- The is full of milk.
- The is green.
- I like to play
- I wear a new



IV. Look at the word trains given below. See the last letter of the first given word and write the next word starting with the same letter. The first one is done for you.



Vicky and Nicky

I. See each picture and select a word from the help box that names the picture.

Help box

sack rack lick chick stick duck
frock lock rock clock neck kick



.....

.....

.....



.....

.....

.....



.....

.....

.....




.....



.....

.....

II. Solve the puzzle using 'ck' sound word.



III. Arrange the words in order to make a meaningful sentence.



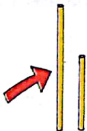
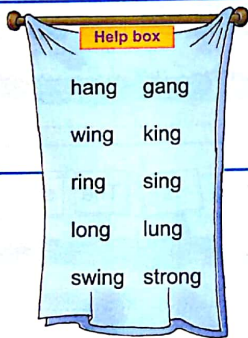
IV. Make 6 new words from the word given below. First one is done for you.

POLICE MAN

1.Man.....
2.
3.
4.
5.
6.

The King's Ring

I. See each picture and select a word from the help box that names the picture.




II. Cut any 10 'ng' sound words from a newspaper & paste them below :




III. Encircle the odd one from each line. The first one is done for you.

- long cock song strong
- sing wing ring peep
- string moon king swing
- cool bang rang hang




Let us learn about 'I'

I. Who am I?



II. Paste your photograph and introduce yourself.



1. I am a

2. I am years old.

3. I study in Class-

4. I live in

5. I like

III. Make sentences using 'I'. The first one is done for you.

1. I play -I play with the ball.....
2. chair -
3. bag -
4. sleep -
5. study -



IV. Match the following. The first one is done for you.

1. I fly.
2. I roar.
3. I live in water.
4. I say 'mew'.
5. I dance when it rains.

- fish
- cat
- bird
- tiger
- peacock



Anil and Geeta

She



He



It



'She' is used for girls.

'He' is used for boys.

'It' is used for animals and objects.

I. Now write 'She', 'He' or 'It' accordingly.

- | | | |
|---------------|-------------------|--------------|
| chair | tiger | sister |
| girl | boy | duck |
| mother | king | aunt |
| cow | grandfather | monkey |
| brother | grandmother | uncle |
| table | pencil | book |
| queen | elephant | |

II. Rewrite the following sentences using 'He', 'She' or 'It'. The first one is done for you.

1. Astha reads a book.

..... She reads a book.



2. Mr. Das has a new car.

.....



3. The monkey jumps on a tree.

.....



4. Parth likes to fly kites.

.....



5. The cat drinks milk.

.....



6. My mummy cooks for me.

.....



7. The clock is on the wall.

.....



III. Fill in the blanks using 'He', 'She' or 'It' and then read.



This is Sahil.
is a small boy.
has a ball.
is fat.
has a big face.

This is Meeta.
has a bunch of flowers.
has short hair.
wears a pink frock.
has a watch.





















This is Mithu.
is green in colour.
has a red beak.
eats fruits.
is a beautiful bird.

IV. Make at least 10 words from the given word 'Railway Station'.

RAILWAY STATION

Out of the Cage

I. Add 's' to change 'one' into many. The first one is done for you.

	boat -boats.....	
	tree -	
	book -	
	star -	
	balloon -	
	flower -	
	cat -	
	table -	
	bird -	

'Is' is used for one object. 'Are' is used for more objects.

II. Fill in the blanks using 'is' or 'are'.

1. This our house.




2. The books on the table.



4. My mother..... a teacher.

5. The cat under the mat.



6. The elephant big.

7. The birds in the sky.



8. The stars in the sky.


9. The book in the bag.



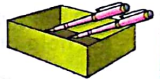
10. The man tall.

III. Fill in the blanks with 'is' or 'are'.


1. The pen.....in the box.



The pens.....in the box.



2. The girls.....on the swing.



The girl.....on the swing.



3. The book.....in the bag.



The books.....in the bag.



4. The ducks.....in the pond.



The duck.....in the pond.



5. The flower.....in the vase.











The flowers.....in the vase.



Clever Chicks

I. See the picture and complete the sentences. You can take the help of the help box.

	<p>You are Anil. You are a.....</p>	
	<p>You are Ravi. You are a.....</p>	
	<p>You are Kunal. You are a.....</p>	
	<p>You are Sham. You are a</p>	

Help box

shopkeeper carpenter milkman policeman
pilot plumber painter cricketer



You are Ram.
You are a.....



You are Ravi.
You are a.....



You are Kapil.
You are a.....



You are Sunil.
You are a.....



We use 'they' for more than one person or object.

II. Mala and Tina go to the park. Find out and write what Mala and Tina see in the park. Start the sentence with 'we'.

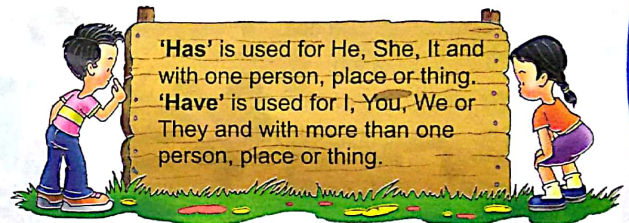


1. We see a butterfly.....
2.
3.
4.
5.

III. Now you write down what all Mala & Tina see in the park. Start sentence with 'They'.


1.
2.
3.
4.
5.

Tommy-the Pet




'Has' is used for He, She, It and with one person, place or thing.
'Have' is used for I, You, We or They and with more than one person, place or thing.

Look at the table :-

	I - have	He - has
	You - have	She - has
	We - have	It - has
	They - have	

I. Now complete the following sentences using 'has' or 'have'.

1. I a toy.
2. He a boat.
3. The elephantbig ears.
4. Tim a story book.
5. Wea holiday on Monday.



We use 'they' for more than one person or object.

II. Mala and Tina go to the park. Find out and write what Mala and Tina see in the park. Start the sentence with 'we'.

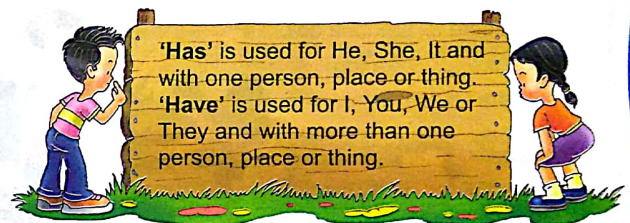


1. We see a butterfly.....
2.
3.
4.
5.

III. Now you write down what all Mala & Tina see in the park. Start sentence with 'They'.



1.
2.
3.
4.
5.

Tommy-the Pet




'Has' is used for He, She, It and with one person, place or thing.
'Have' is used for I, You, We or They and with more than one person, place or thing.

Look at the table :-

	I - have	He - has
	You - have	She - has
	We - have	It - has
	They - have	
		



I. Now complete the following sentences using 'has' or 'have'.

1. I a toy.
2. He a boat.
3. The elephantbig ears.
4. Tim a story book.
5. Wea holiday on Monday.




II. Fill in the blanks with 'has' or 'have'.

Ravi has a bat.
Geetua doll.
Ia top.
We play in the garden.



Seema a jeep.
Sunil a Yo-Yo.
I a car.
We play in the room.



I balloons.
You balls.
Ram a bell.
We play in the field.



Wethree flowers.
Theyfive flowers.
One flower is red.

III. Tick (✓) the right word for completing the sentence.

1. Tom has / have a red ball.
2. You has / have a new car.
3. Birds have / has wings.
4. Giraffe has / have a long neck.
5. Parrots has / have red beaks.
6. I has / have five sweets.
7. We has / have balloons.
8. They has / have popcorns.



IV. Rewrite the following sentences correctly.

1. We has kites.
.....
2. I has a pretty dress.
.....
3. He have a new water bottle.
.....
4. Neha have a toy.
.....



V. Rewrite the sentences using the capital letters and full stop (.).

1. ritu plays in the garden
.....
2. parrot has a red beak
.....
3. there are seven days in a week
.....
4. i like ice-cream
.....
5. today is a hot day
.....
6. my mother cooks good food
.....



A Picnic

Let us remember

1. **This** and **That** - are used for one object.
These and **Those** - are used for more than one objects.
2. **This** and **These** - are used for objects closer to you.
That and **Those** - are used for objects away from you.

I. Now fill in the blanks with 'This' or 'These'.

1.  is a hen.
2.  are flowers.
3.  is a ball.
4.  are cherries.
5.  are pencils.
6.  is a kite.

II. Fill in the blanks with 'That' or 'Those'.

1. is a rocket. 
2. are stars. 
3. are butterflies. 
4. is a spoon. 
5. are cups. 
6. is an aeroplane. 
7. is a car. 

III. See the picture and write. The first one is done for you.



.....
.....



.....
.....



.....
.....



Raju's Bunny

'Her' is used for a girl.

'His' is used for a boy.



I. Now look at the picture and complete the following sentences by using 'his' or 'her'.

1. It is ice-cream.
2. It is ball.
3. It is pencil.
4. It is cat.
5. It is book.
6. It is frock.
7. It is bat.
8. It is glass.
9. It is bag.
10. It is sweet.

II. See the picture and write.



Dipu has a ..balloon...
It is his ..balloon...

Nitin has a
It is



Seema has a
It is

Raj has a
It is



Ram has a
It is


III. Pick the words from the word pool and put them under the right column.



His	Her	It
1.	1.	1.
2.	2.	2.
3.	3.	3.
4.	4.	4.
5.	5.	5.

IV. Fill in the each bubble with 'my / your'. The first one is done for you.

..My...cap is red.
..Your...cap is green.



.....balloon is long.
.....balloon is round.




.....cake is big.
.....cake is small.



.....brother is thin.
.....sister is fat.

V. Help Nidhi to fill her big basket with the names of fruits. The names are hidden in the word grid.

G	R	A	P	E	S	U	P	C
F	X	M	S	T	V	W	L	H
M	B	A	N	A	N	A	U	E
B	C	N	E	J	I	H	M	R
A	T	G	U	A	V	A	L	R
Q	R	O	R	A	N	G	E	Y
M	E	L	O	N	W	Y	Z	P



What is what?

I. See the pictures and answer the following questions.
The first one is done for you.

Q 1. What is this?

A. This is a ball.....



Q 2. What is this?

A.



Q 3. What is this?

A.



Q 4. What is this?

A.



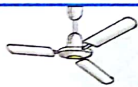
Q 5. What is this?

A.



Q 6. What is this?

A.



Q 7. What is this?

A.



Q 8. What is this?

A.



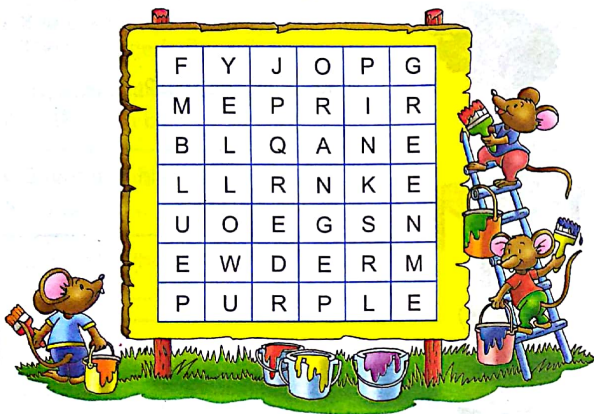
II. Look at the pictures and frame questions starting with 'What'. The first one is done for you.









What is on the tree?.....



III. Find the names of colours that are hidden in the puzzle. Colour the boxes with the same colour and then complete the sentences given below.



1. The  grass is
2. The  sky is
3. The  brinjal is
4. The  sun is
5. An apple  is
6. Neha wears an  frock.



IV. Match the opposites.



Kitty's Birthday

I. See the pictures and use the words that are in the help box.



The shirt is



The clothes are now.

Help box

- hot
- new
- wet
- cold
- old
- dry



It is a day.



It is very today.




Look at my shoes.



Your shoes are

II. Look at the picture and accordingly tick (✓) the right word given in each box.



This is a beautiful / ugly girl named Juhi. She has long / short hair. Her brother is inside / outside the house. Juhi is getting wet / dry in the rain. The door of the house is shut / open. She is feeling happy / sad.

The Ants

I. Match the action words with pictures :

sitting dancing
eating playing
talking flying
writing running
laughing sleeping
drinking

II. Number the boxes to show the correct order of the words in the sentence. Then write the correct sentence below in the given space.

1. playing Tom is

.....



2. is reading Tim

.....



3. The jumping is frog.

.....



4. Girl is home coming

.....



III. Add 'ing' to these words in each group. First one is done for you.

1. Add only 'ing'

teachteaching.....	go
walk	play
talk	sleep
read	eat




2. Drop 'e' and add 'ing'.

writewriting.....	shine
dance	smile
come	live



3. Double the 'last letter' and add 'ing'.

hophopping.....	beg
swim	stop
skip	clap




IV. Look at the picture and choose the correct word in order to complete the sentence.



1. Dipa is .reading. a book. (read / reading)
2. Anil is with a parrot. (play / playing)
3. Tina is to the school. (go / going)
4. Sheela is dishes. (washing / wash)
5. The dog is after the cat. (run / running)
6. The rats are (sleep / sleeping)

The Greedy Monkey

I. See the picture and complete the sentences. The first one is done for you.



1. Today ..it.is.. Monday.
Yesterday ...it.was.. Sunday.
2. Today it raining.
Yesterday it not raining.
3. Yesterday the door open.
Today the door closed.
4. Today the floor dirty.
Yesterday the floor clean.

72

II. Fill in the blanks using 'is', 'was', 'were', 'am'.

1. Isix years old.
Last year I five years old.
2. My uncle in Mumbai last week.
Now he in Delhi.
3. The old man sick yesterday.
Today he feeling fine.
4. It very cold last winter.
This winter it not very cold.
5. I in UKG last year.
This year I in 1st standard.
6. Last year you 2nd in the class.
This year I 2nd in the class.





















73

We use 'a' or 'an' when we talk about one person, animal, place or thing.

We use 'a' before the naming word starting with consonants.
We use 'an' before the naming words starting with vowels - a, e, i, o, u.

III. Fill in the blanks using 'a' or 'an'. First one is done for you.

- | | | | |
|-------------------|---|-------------------|---|
| 1. ...an... apple |  | 10. cat |  |
| 2. onion |  | 11. umbrella |  |
| 3. boy |  | 12. owl |  |
| 4. egg |  | 13. bat |  |
| 5. axe |  | 14. book |  |
| 6. van |  | 15. pen |  |
| 7. ball |  | 16. table |  |
| 8. elephant |  | 17. igloo |  |
| 9. ant |  | 18. engine |  |

IV. Complete the sentences using 'a' or 'an'.

- I saw aeroplane in the sky.
- Old lady has cat, owl, cow and ass.
- My father buys pencil, eraser and sharpner for me.
- There is monkey, tiger, ostrich, elephant, deer and alligator in the zoo.
- My mother brings apple, orange, banana, watermelon and ice-cream. for me.




Let's compose...

See what Radha has written about 'My Mummy'.



Now write 3-4 lines on 'My teacher'.
(Some words that may help-teachers- cares, kind, love, angry)



Leave a note...

Read the note Neera has left for her mom.

You are going out to play at a friend's house. Leave a note for your mom.

